


SEITec DETENTION DRYWELL WITH INFILTRATION SHAFT


INSTALLATION STEPS




SEITec

25500 HAWTHORNE BLVD, #2230
TORRANCE, CA 90505
www.WaterSilo.us
info@Seitecinc.com


Residential / Commercial Property




Excavate Drywell Footprint




Sink First Caisson




Sink Second Caisson




Sink Third Caisson




Sink Fourth Caisson




Sink Fifth Caisson




Caisson Sinking (Shored Excavation) Complete




Drill Infiltration Shaft




Dump Infiltration Shaft Gravel




Dump Base Gravel




Place RC Slab




Install Drywell Frame and Cover




Installed Drywell Frame and Cover



Installed WaterSilo Detention Drywell w. Infiltration Shaft



Installed WaterSilo Detention Drywell w. Infiltration Shaft



Installed WaterSilo Detention Drywell w. Infiltration Shaft Working

